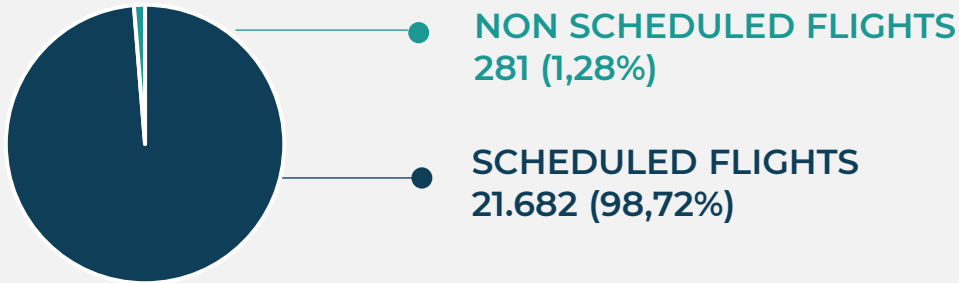


TRAFFIC STATISTICS 2024

JANUARY-MAY

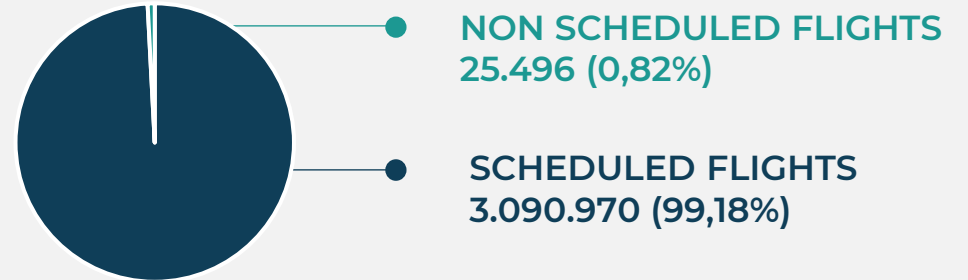
A/C MOVEMENTS TRAFFIC JAN-MAY

TOTAL 21.963 (100%)

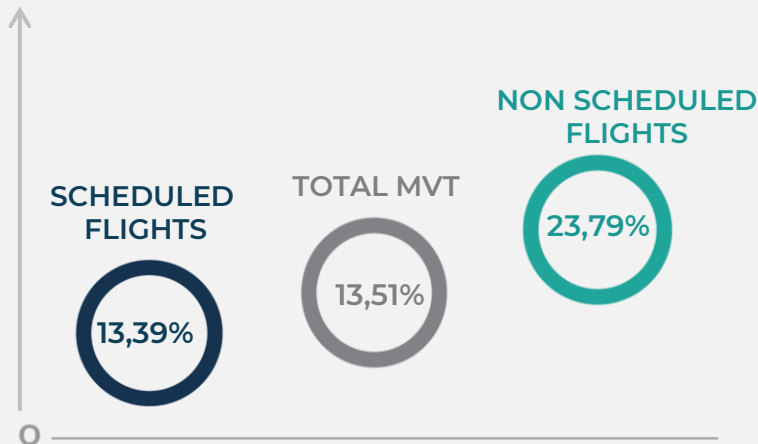


PASSENGERS TRAFFIC JAN-MAY

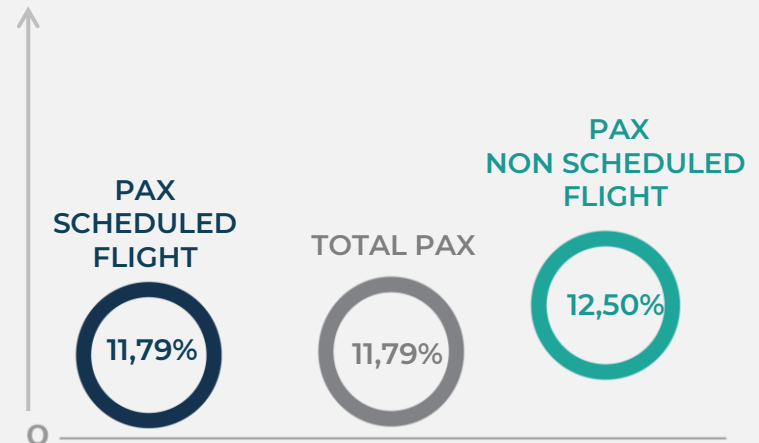
TOTAL 3.116.466 (100%)



% CHG 2024/23



% CHG 2024/23

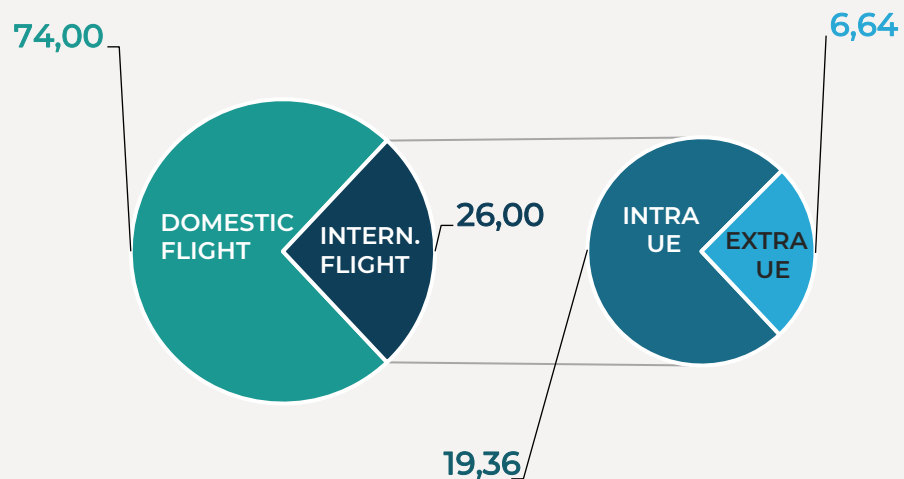


DOMESTIC AND INTERNATIONAL COMMERCIAL TRAFFIC

A/C MOVEMENTS

TRAFFIC JAN-MAY

TOTAL 21.963 (100%)

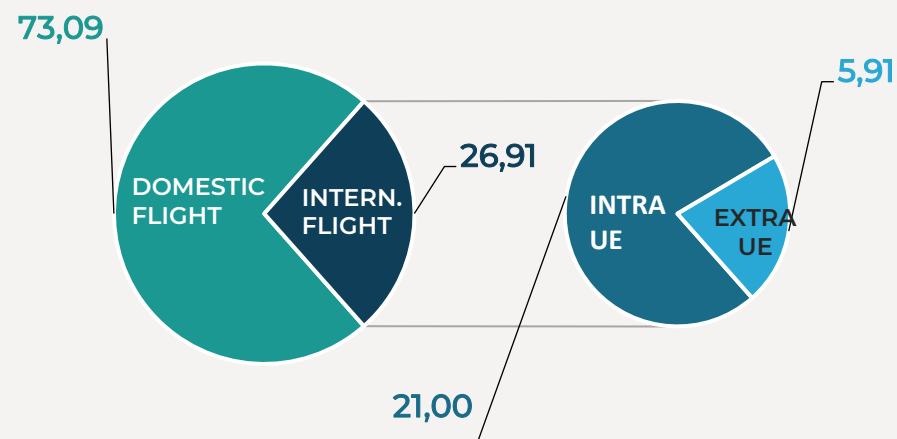


DOMESTIC FLIGHTS % CHG 2024/23	16.252 11,08%
INTERNATIONAL FLIGHTS % CHG 2024/23	5.711 21,05%
INTRA UE % CHG 2024/23	4.253 20,82%
EXTRA UE % CHG 2024/23	1.458 21,70%

PASSENGERS

TRAFFIC JAN-MAY

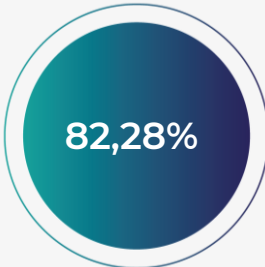
TOTAL 3.116.466 (100%)



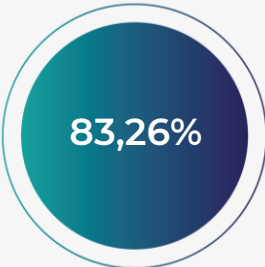
DOMESTIC FLIGHTS % CHG 2024/23	2.277.875 9,52%
INTERNATIONAL FLIGHTS % CHG 2024/23	838.591 18,48%
INTRA UE % CHG 2024/23	654.471 18,70%
EXTRA UE % CHG 2024/23	184.120 17,68%

LOAD FACTOR

2024



2023



% CHG 2024/23
-1,18%

PASSENGERS PER MOVEMENTS

	PAX PER MVT
TOTAL	141,90
DOMESTIC	140,16
INTERNATIONAL	146,84

COMMERCIAL TRAFFIC - PASSENGERS AND MOVEMENTS PER MONTH

MONTH	PASSENGERS	% CHG 2024/23	A/C MOVEMENTS	% CHG 2024/23
JANUARY	446.432	6,78%	3.449	11,94%
FEBRUARY	435.180	10,05%	3.134	11,25%
MARCH	560.386	14,26%	3.905	15,64%
APRIL	791.308	11,54%	5.452	13,21%
MAY	883.160	14,06%	6.023	14,55%
JUNE				
JULY				
AUGUST				
SEPTEMBER				
OCTOBER				
NOVEMBER				
DECEMBER				

