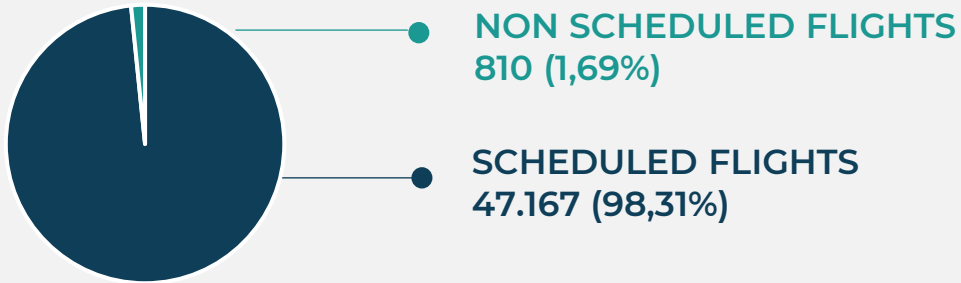


# TRAFFIC STATISTICS 2024

## JANUARY-SEPTEMBER

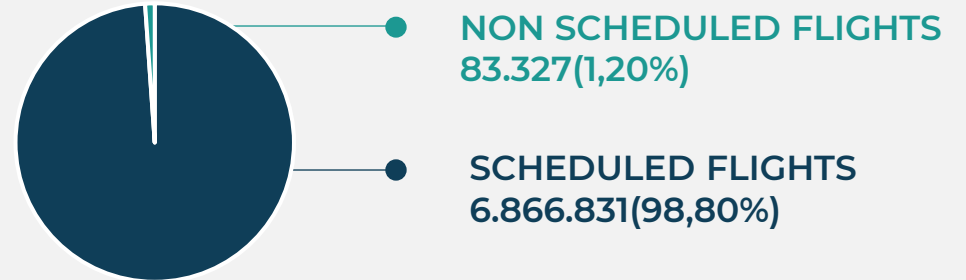
# A/C MOVEMENTS TRAFFIC JAN-SEP

TOTAL 47.977 (100%)

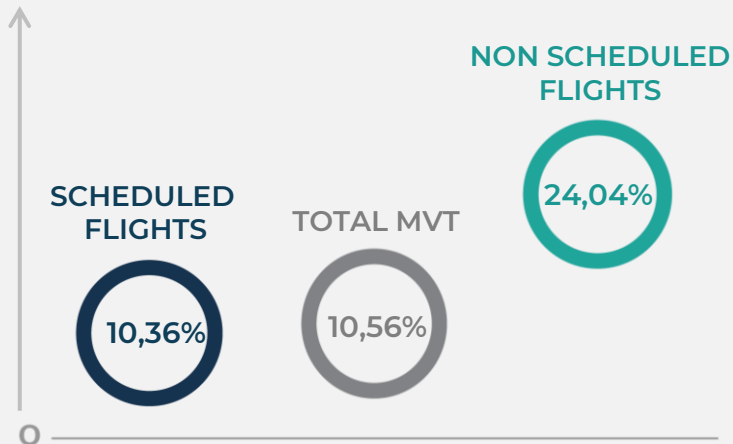


# PASSENGERS TRAFFIC JAN-SEP

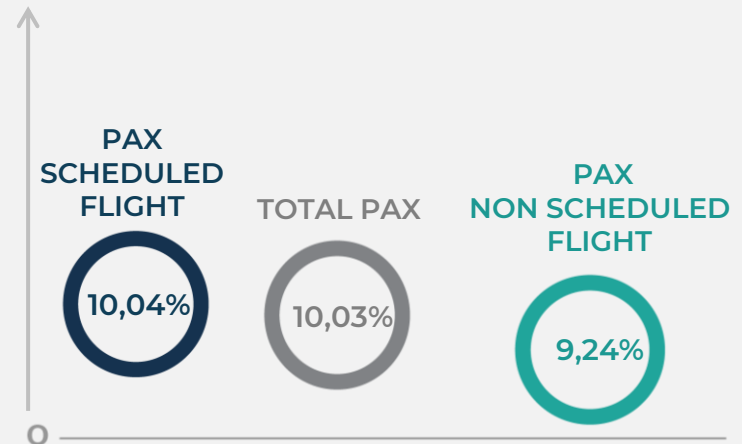
TOTAL 6.950.158 (100%)



## % CHG 2024/23



## % CHG 2024/23

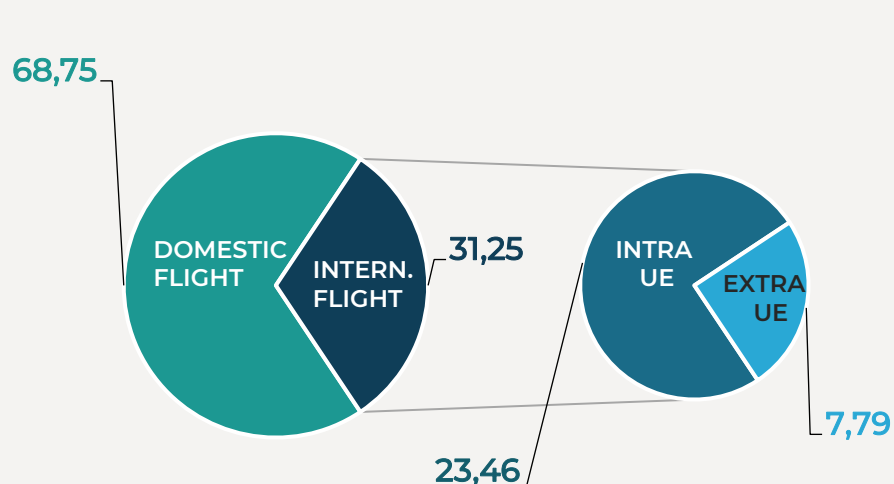


# DOMESTIC AND INTERNATIONAL COMMERCIAL TRAFFIC

## A/C MOVEMENTS

### TRAFFIC JAN-SEP

TOTAL 47.977 (100%)

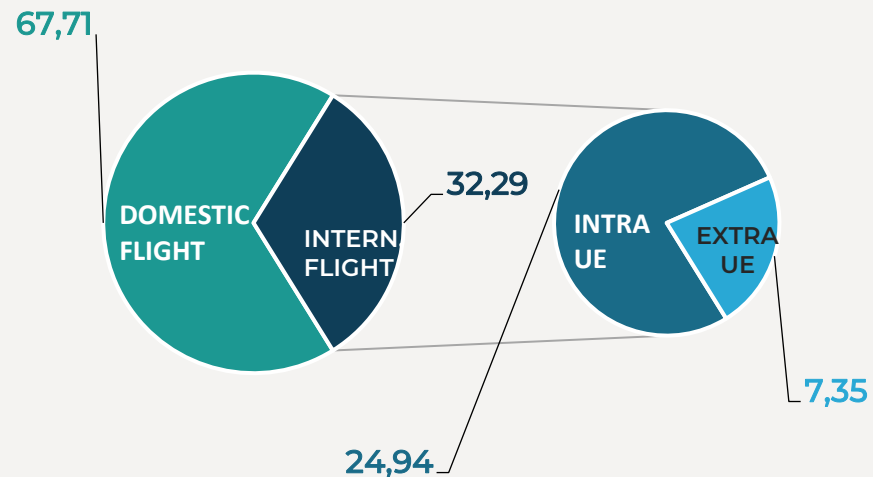


DOMESTIC FLIGHTS % CHG 2024/23	32.983 7,66%
INTERNATIONAL FLIGHTS % CHG 2024/23	14.994 17,54%
INTRA UE % CHG 2024/23	11.257 18,25%
EXTRA UE % CHG 2024/23	3.737 15,45%

## PASSENGERS

### TRAFFIC JAN-SEP

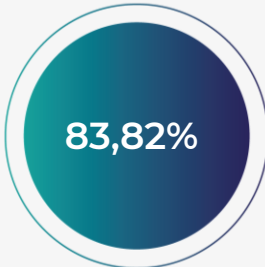
TOTAL 6.950.158 (100%)



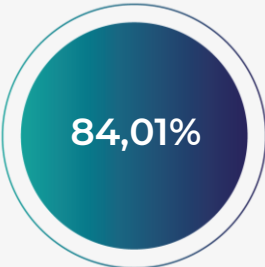
DOMESTIC FLIGHTS % CHG 2024/23	4.706.117 7,68%
INTERNATIONAL FLIGHTS % CHG 2024/23	2.244.041 15,29%
INTRA UE % CHG 2024/23	1.733.532 15,83%
EXTRA UE % CHG 2024/23	510.509 13,48%

# LOAD FACTOR

2024



2023



*% CHG 2024/23*  
**-0,23%**

# PASSENGERS PER MOVEMENTS

	PAX PER MVT
TOTAL	144,86
DOMESTIC	142,68
INTERNATIONAL	149,66

## COMMERCIAL TRAFFIC - PASSENGERS AND MOVEMENTS PER MONTH

MONTH	PASSENGERS	% CHG 2024/23	A/C MOVEMENTS	% CHG 2024/23
JANUARY	446.432	6,78%	3.449	11,94%
FEBRUARY	435.180	10,05%	3.134	11,25%
MARCH	560.386	14,26%	3.905	15,64%
APRIL	791.308	11,54%	5.452	13,21%
MAY	883.160	14,06%	6.023	14,55%
JUNE	890.891	9,33%	6.037	9,25%
JULY	1.016.858	3,90%	6.836	5,10%
AUGUST	1.003.990	11,27%	6.978	10,69%
SEPTEMBER	921.953	10,64%	6.163	7,93%
OCTOBER				
NOVEMBER				
DECEMBER				

