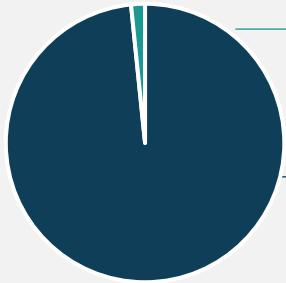


TRAFFIC STATISTICS 2024

JANUARY-DECEMBER

A/C MOVEMENTS TRAFFIC JAN-DEC

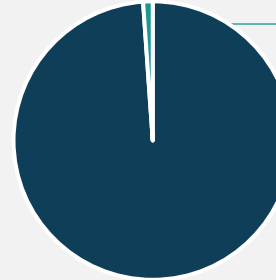
TOTAL 61.200 (100%)



- NON SCHEDULED FLIGHTS
900 (1,47%)
- SCHEDULED FLIGHTS
60.300 (98,53%)

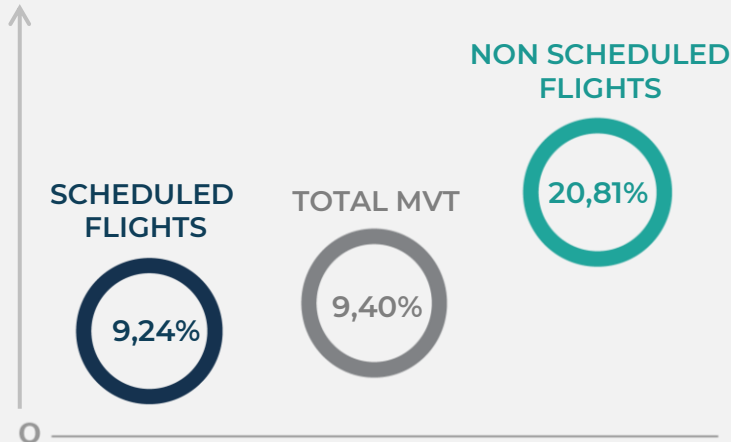
PASSENGERS TRAFFIC JAN-DEC

TOTAL 8.903.654 (100%)

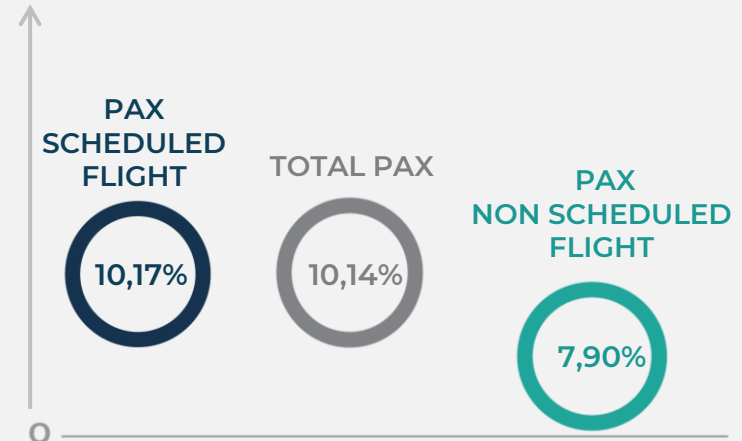


- NON SCHEDULED FLIGHTS
88.994 (1,00%)
- SCHEDULED FLIGHTS
8.814.660 (99,00%)

% CHG 2024/23



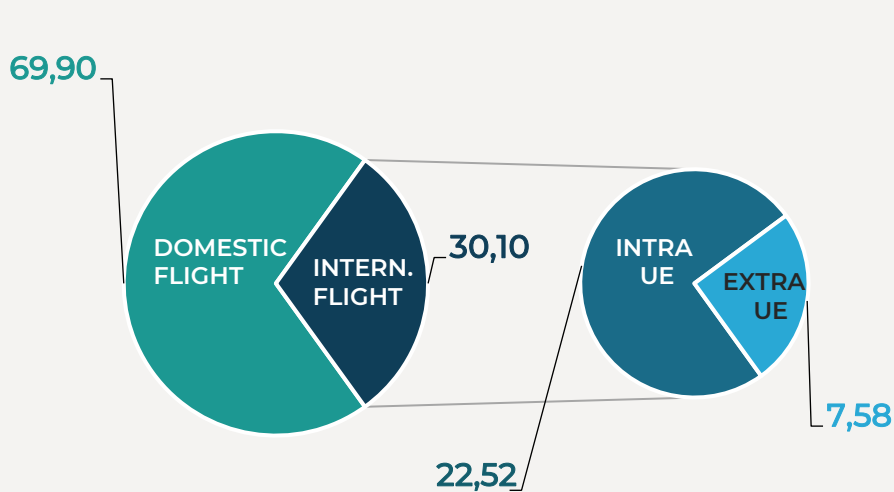
% CHG 2024/23



DOMESTIC AND INTERNATIONAL COMMERCIAL TRAFFIC

A/C MOVEMENTS TRAFFIC JAN-DEC

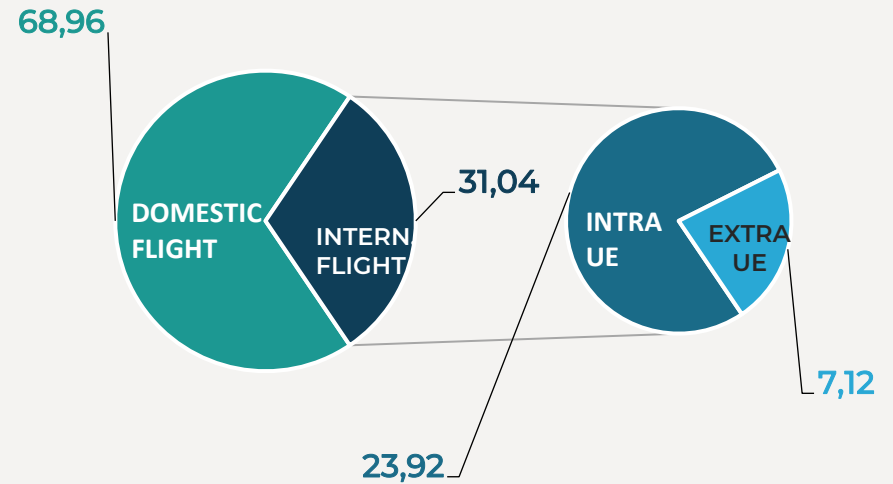
TOTAL 61.200 (100%)



DOMESTIC FLIGHTS % CHG 2024/23	42.776 6,09%
INTERNATIONAL FLIGHTS % CHG 2024/23	18.424 17,94%
INTRA UE % CHG 2024/23	13.786 18,64%
EXTRA UE % CHG 2024/23	4.638 15,92%

PASSENGERS TRAFFIC JAN-DEC

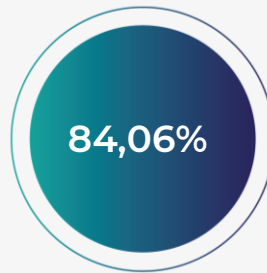
TOTAL 8.903.654 (100%)



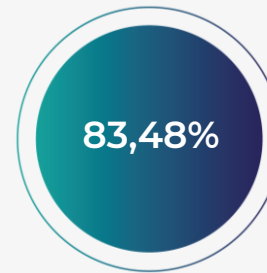
DOMESTIC FLIGHTS % CHG 2024/23	6.140.121 7,57%
INTERNATIONAL FLIGHTS % CHG 2024/23	2.763.533 16,33%
INTRA UE % CHG 2024/23	2.129.550 16,76%
EXTRA UE % CHG 2024/23	633.983 14,89%

LOAD FACTOR

2024



2023



% CHG 2024/23
0,69%

PASSENGERS PER MOVEMENTS

	PAX PER MVT
TOTAL	145,48
DOMESTIC	143,54
INTERNATIONAL	150,00

COMMERCIAL TRAFFIC - PASSENGERS AND MOVEMENTS PER MONTH

MONTH	PASSENGERS	% CHG 2024/23	A/C MOVEMENTS	% CHG 2024/23
JANUARY	446.432	6,78%	3.449	11,94%
FEBRUARY	435.180	10,05%	3.134	11,25%
MARCH	560.386	14,26%	3.905	15,64%
APRIL	791.308	11,54%	5.452	13,21%
MAY	883.160	14,06%	6.023	14,55%
JUNE	890.891	9,33%	6.037	9,25%
JULY	1.016.836	3,90%	6.836	5,10%
AUGUST	1.003.945	11,27%	6.978	10,69%
SEPTEMBER	921.953	10,64%	6.163	7,93%
OCTOBER	850.328	8,57%	5.663	3,49%
NOVEMBER	541.486	14,02%	3.634	7,99%
DECEMBER	561.695	10,42%	3.926	5,74%

