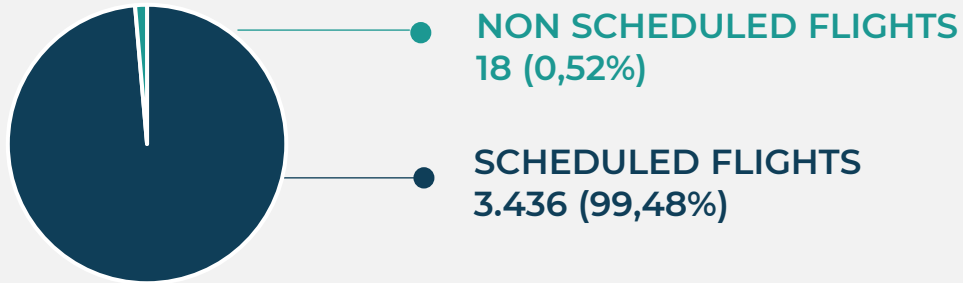


# TRAFFIC DATA 2025

## JANUARY

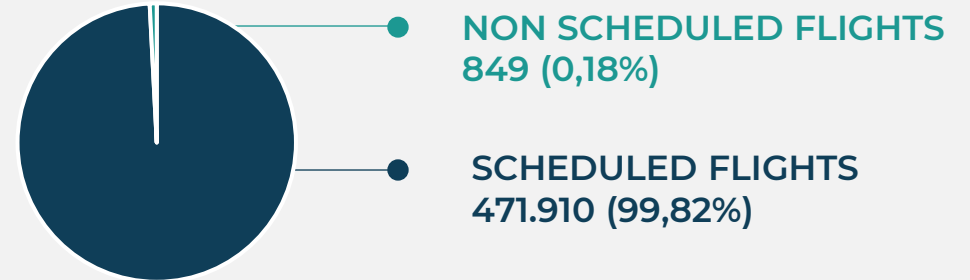
# A/C MOVEMENTS TRAFFIC JANUARY

TOTAL 3.454 (100%)

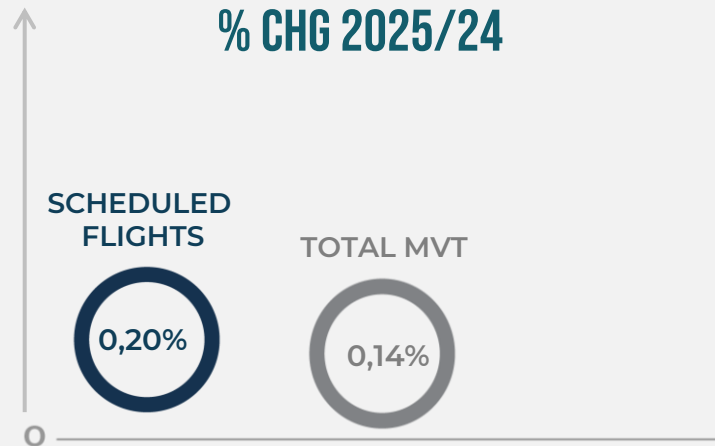


# PASSENGERS TRAFFIC JANUARY

TOTAL 472.759 (100%)



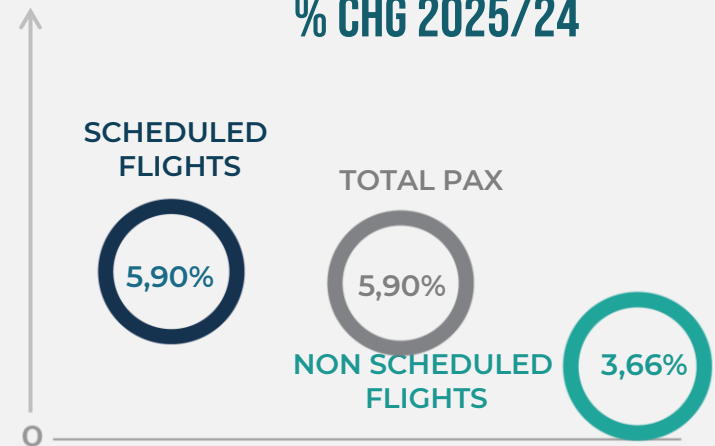
## % CHG 2025/24



NON SCHEDULED FLIGHTS



## % CHG 2025/24

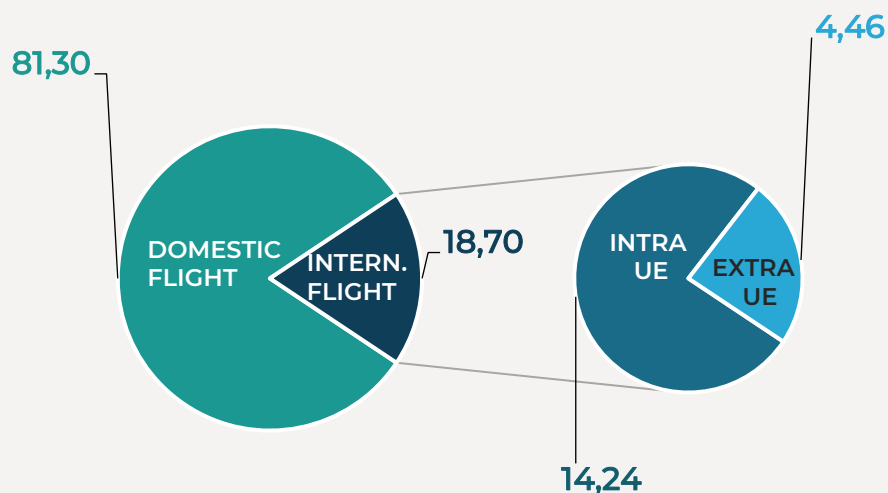


# DOMESTIC AND INTERNATIONAL COMMERCIAL TRAFFIC

## A/C MOVEMENTS

### TRAFFIC JANUARY

TOTAL 3.449 (100%)

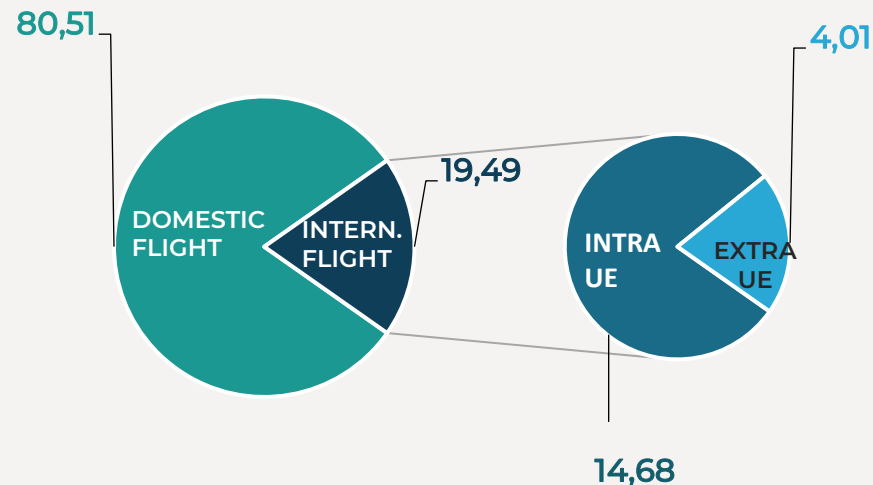


DOMESTIC FLIGHTS % CHG 2025/24	2.808 -1,16%
INTERNATIONAL FLIGHTS % CHG 2025/24	646 6,25%
INTRA UE % CHG 2025/24	492 10,56%
EXTRA UE % CHG 2025/24	154 -5,52%

## PASSENGERS

### TRAFFIC JANUARY

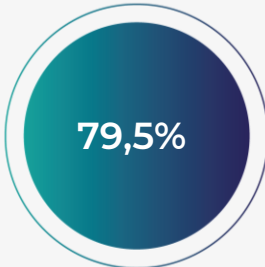
TOTAL 446.432(100%)



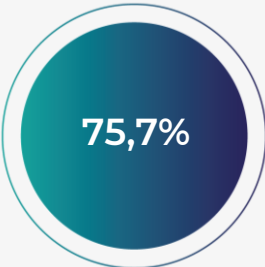
DOMESTIC FLIGHTS % CHG 2025/24	380.6267 5,20 %
INTERNATIONAL FLIGHTS % CHG 2025/24	92.133 8,86%
INTRA UE % CHG 2025/24	73.190 11,72%
EXTRA UE % CHG 2025/24	18.943 -0,95%

# LOAD FACTOR

2025



2024



*% CHG 2025/24*  
**+5,02%**

# PASSENGERS PER MOVEMENTS

	PAX PER MVT
TOTAL	136,87
DOMESTIC	135,55
INTERNATIONAL	142,62

## COMMERCIAL TRAFFIC - PASSENGERS AND MOVEMENTS PER MONTH

MONTH	PASSENGERS	% CHG 2025/24	A/C MOVEMENTS	% CHG 2025/24
JANUARY	472.759	5,90%	3.454	0,14%
FEBRUARY				
MARCH				
APRIL				
MAY				
JUNE				
JULY				
AUGUST				
SEPTEMBER				
OCTOBER				
NOVEMBER				
DECEMBER				

